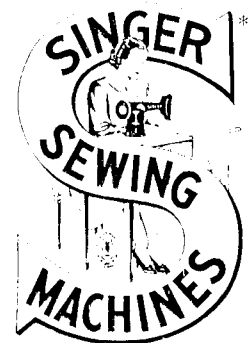


**SINGER**  
**111W153**

Form 2657w, Revised  
(643)  
Printed in U. S. A.

# LIST OF PARTS



From the library of: Diamond Needle Corp

## MACHINE No. IIIw153

\*\*\* A TRADE MARK OF

THE SINGER MANUFACTURING COMPANY

# INSTRUCTIONS FOR OILING

---

To ensure easy running and prevent unnecessary wear of the parts which are in movable contact, the machine requires oiling and when in continuous use, "TYPE B" or "TYPE D" OIL, sold only by Singer Sewing Machine Company, should be applied at least twice each day to all oil holes marked "OIL", as instructed in Form 2663w.

"TYPE D" OIL is stainless.

## INDEX

---

Accessories .....	13
Bobbin Winder .....	13
Feed Dogs .....	15
Foot Lifter .....	16
Knee Lifter .....	14
Machine No. 111W153 .....	5
Miscellaneous Parts .....	17
Numerical List of Parts .....	19
Presser Feet .....	15
Thread Unwinder .....	17
Throat Plates.....	16

From the library of: Diamond Needle Corp.

Copyright, U. S. A. 1938, 1939 and 1940  
by The Singer Manufacturing Co.  
All Rights Reserved for all Countries

# INSTRUCTIONS FOR ORDERING

## LIST OF PARTS COMPLETE FOR

In ordering from this list, use ONLY the PART number in the FIRST column.

The number stamped on a Sewing Machine Part is the number of the Single Part only, except when the part includes Set Screws, Clamping Screws, Studs and Rollers Spun on, Small Wires riveted, or Parts soldered together, etc., which it is necessary to furnish in combination.

Every combination of parts sent out has its specific number which, although not stamped on Parts (except in above case), must be used when ordering the combination.

Each number always indicates the SAME PART in whatever list it appears, or for whatever Machine.

The letters after some of the numbers indicate the style of finish only, as follows:

- A. Hardened, Polished, Nickel Plated and Buffed.
- B. Polished, Nickel Plated and Buffed.
- C. Hardened only.
- D. Polished only.
- E. Soft, not polished.
- F. Hardened and Polished.
- H. Blued.
- J. Nickel Plated only.
- R. Merlized.
- X. Black Oxide.
- XC. Hardened and Black Oxide.
- Y. Black Nickel only.

These letters MUST BE USED when they appear in the list and AFTER the number, as in the list.


In this series:

200001 to 201500 and 350001 to 351500 are Screw Numbers.  
201501 to 201800 and 351501 to 351800 are Nut Numbers.  
201801 to 202000 and 351801 to 352000 are Roller Numbers.  
202001 to 350000 are Numbers of Machine Parts.

The figures in the second column refer only to the plate in which the illustration of the part is shown and are NOT TO BE USED in ordering.

Two or more numbers over a cut indicate that the difference between such parts is not visible in an illustration.

Parts marked with an asterisk (\*) are furnished when repairs are made at the factory.



### MACHINE No. IIIw153

HIGH SPEED. KNEE LIFTER.  
COMPOUND FEED. ALTERNATING PRESSERS.  
POSITIVE STITCH REGULATION.  
SAFETY CLUTCH.  
FOR AUTOMOBILE WORK, TENTS, AWNINGS,  
FURNITURE UPHOLSTERING, LEATHER  
COATS, ETC.

No.	Plate	Name
*240501	-----	Arm with 202135
224007	16624	" Cap
200278H	16624	" " Screw
202248	16624	" " Washer
204235	16638	" Position Pin (2)
200004E	16638	" Screw (3)
202005	16638	" " Washer (3)
240502	16624	" Shaft with 224392 and 350431E
240802	16624	" " Bushing (back) with 202244
202244	16624	" " " Oil Packing (wick)
200338C	16624	" " " Set Screw
263096	16624	" " " (front) with 223847
223847	16624	" " " Oil Packing (wick)
200502H	16624	" " " " " Thumb Screw
204329	16624	Arm Shaft Bushing (front) Oil Pad
200338C	16624	" " " " Set Screw
224103	16604	" " Connection Belt

From the library of: Diamond Needle Corp

No.	Plate	Name
224104	16604	Arm Shaft Connection Belt Pulley with 200327C, 200602C and two 202253
200602C	16604	Arm Shaft Connection Belt Pulley Position Screw
200327C	16604	Arm Shaft Connection Belt Pulley Set Screw
202253	16604	" " " " " Spring Flange
224113	16633	" " " " Timing Collar with 200113F
200113F	16633	Arm Shaft Connection Belt Timing Collar Set Screw
224139	16633	Arm Shaft Connection Belt Timing Plate
200164B	16633	" " " " " " Screw (2)
224392	16624	Arm Shaft Oil Packing (wick)
350431E	16624	" " " " Stop Screw
237202	16624	Balance Wheel (disc) 5-1/4 in.diam. (belt groove 2-3/4 in.diam.) with 200328C and 200335C
350419H	16624	Balance Wheel Adjusting Screw
200328C	16624	" " Position Screw
200335C	16624	" " Set Screw
*240511	-----	Bed
255168	16633	" Oil Cup (4)
240003	16638	" Slide (back)
223811	16638	" " " Stop
223812	16638	" " " Spring
240004	16638	" " (front)
203470	15305	Bobbin
*233764	-----	" Case
203648	15305	" " Latch
*202056	-----	" " Pin
203473	15305	" " Plunger
203474	15305	" " Spring
241674	15305	" " Oiling Felt
241675	15305	" " Retainer
350405C	15305	" " " " Screw
224004	15306	" " Opener
224005	15306	" " Lever with 201349C, 201542C and 203101
201349C	15306	Bobbin Case Opener Lever Driving Screw Stud
201542C	15306	" " " " " " " " Nut
203101	15306	Bobbin Case Opener Lever Driving Screw Stud Oil Packing (wick)
265088	15306	Bobbin Case Opener Lever Hinge Stud with 202277
202277	15306	Bobbin Case Opener Lever Hinge Stud Oil Packing (wick)
200364C	15306	Bobbin Case Opener Lever Hinge Stud Set Screw
223623	15306	Bobbin Case Opener Lever Link
200118D	15306	" " " Screw
203214	15305	" " Tension Spring
200984C	15305	" " " Regulating Screw

No.	Plate	Name
200594C	15305	Bobbin Case Tension Spring Screw
203216	15305	" " Washer (cloth)
233765	15305	Bobbin Case complete, Nos. 200594C, 200984C, 202056, 203214, 203216, 203473, 203474, 203648, 233764, 241674, 241675 and two 350405C
240179	16638	Face Plate with 201650H and 350432XC
202135	16638	" " Position Pin
200473B	16638	" " Thumb Screw
240222	16635	Feed Bar
240224	16635	" " 240223 with 224052, 225837 and 350197E
350393C	16635	Feed Bar Hinge Screw (driving)
201518E	16635	" " " " Nut
240112	16635	" Dog, 40 needle hole, for needle sizes 20 and 22
200106E	16635	Feed Dog Screw (2)
240225	16633	" Driving Connection with 240226 and 240227
201181C	16633	Feed Driving Connection Hinge Screw
201518E	16633	" " " " " Nut
240226	16633	" " " Oiling Felt
240227	16633	" " " " Retaining Wire
240228	16635	Feed Driving Crank with 200019E
200019E	16635	" " " Pinch Screw
240229	16633	" " Eccentric
240230	16633	" " Adjusting Disc
248415	16633	" " " " Spring
248416	16633	" " " " " Collar with two 200382C
200382C	16633	Feed Driving Eccentric Adjusting Disc Spring Collar Set Screw
240231	16633	Feed Driving Eccentric Friction Gib
200369C	16633	" " " " " Ad-justing Screw
350101C	16633	Feed Driving Eccentric Friction Gib Ad-justing Screw Set Screw
240232	16633	Feed Driving Flange with 200333C, 200346C, two each 200369C and 350101C
200333C	16633	Feed Driving Flange Position Screw
200346C	16633	" " " Set Screw
223650	16635	" " Rock Shaft
240233	16635	" " " 223650 with 201518E, 240224 and 350393C
248420	16635	Feed Driving Rock Shaft Bushing (left) (split)
200347C	16635	Feed Driving Rock Shaft Bushing (left) Pinch Screw
201007C	16635	Feed Driving Rock Shaft Bushing (left) Pinch Screw Set Screw
202355	16635	Feed Driving Rock Shaft Bushing (left) Pinch Screw Set Screw Packing (brass)

No.	Plate	Name
248421	16635	Feed Driving Rock Shaft Bushing (right) (split)
200327C	16635	Feed Driving Rock Shaft Bushing (right) Pinch Screw
200347C	16635	Feed Driving Rock Shaft Bushing (right) Pinch Screw Set Screw
202355	16635	Feed Driving Rock Shaft Bushing (right) Pinch Screw Set Screw Packing (brass)
224141	16635	Feed Driving Rock Shaft Crank with 200019E
200019E	16635	" " " " " Pinch Screw
202625	16635	" " " " " Stop Collar with two 200383C (2)
200383C	16635	Feed Driving Rock Shaft Stop Collar Set Screw
248449	16604	Feed Indicating Disc with 200958C
200958C	16604	" " " " " Set Screw
224154	16633	" Lifting Cam with 201220C
224052	16635	" " " " Fork with 200173D and 223655
350197E	16635	" " " " " Screw
225837	16635	" " " " " Washer
223655	16635	" " " " " Oiling Felt
200173D	16635	" " " " " Screw
201220C	16633	" " " " " Set Screw
240235	16633	" Regulating Stud
240245	16633	" " " " " Retaining Spring
248425	16633	" " " " " Spring
*240041	-----	Hook (sewing)
240042	15305	" 240041 with 203525,224025,two each 200590H and 201253F
240207	15305	Hook and Bobbin Case complete,Nos.233765 and 240042
224019	15306	Hook Bushing (lower)(bronze)
200364C	15306	" " " " " Set Screw
224020	15306	" " " " (upper)(bronze)
200446C	15306	" " " " " Position Screw
223867	16633	" Driving Gear (spiral) with 200362C and 201222C
201222C	16633	Hook Driving Gear Position Screw
200362C	16633	" " " " " Set Screw
240167	15306	" " " " Pinion (spiral) with 200382C and 201220C
201220C	15306	Hook Driving Pinion Position Screw
200382C	15306	" " " " " Set Screw
224022	15306	" " " " " Thrust Washer
240241	16633	" " " " " Shaft
224111	16633	" " " " " Bushing (back) with 202244
202244	16633	" " " " " Oil Packing(wick)
237529	16633	" " " " " (front)
200327C	16633	" " " " " Set Screw (2)
265314	16633	" " " " Lock Ratchet with 200354C and 200362C
200354C	16633	Hook Driving Shaft Lock Ratchet Position Screw
200362C	16633	Hook Driving Shaft Lock Ratchet Set Screw

No.	Plate	Name
240244	16633	Hook Driving Shaft Lock Stud
240245	16633	" " " " " Retaining Spring
248425	16633	Hook Driving Shaft Lock Stud Spring
203525	15305	" " " " " Gib
201253F	15305	" " " " " Screw
223850	15306	" Saddle with 200009E
224024	15306	" " " 223850 with 200364C,200446C, 224019 and 224020
240243	16633	Hook Saddle Bearing
200335C	16633	" " " " " Set Screw
200009E	15306	" " " " " Pinch Screw
200006E	15306	" " " " " Screw
225585	15306	" " " " " Washer
240177	15306	Hook Saddle complete,Nos.200118D,200364C, 223623,224004,224005,224022,224024, 240167,240207 and 265088
224025	15305	Hook Washer
200590H	15305	" " " " " Screw
237837	16638	Knee Lifter Connection Lever
200262H	16638	" " " " " Hinge Screw
223684	16638	" " " " " Lifting Rod with 202302
202302	16638	Knee Lifter Connection Lever Lifting Rod Cotter Pin
206628	16638	Knee Lifter Connection Lever Lifting Rod Spring
227227	16638	Knee Lifter Connection Lever Lifting Rod Spring Collar with 200113F
200113F	16638	Knee Lifter Connection Lever Lifting Rod Spring Collar Set Screw
240175	16638	Knee Lifter Lifting Lever
200262H	16638	" " " " " Hinge Screw
240205	16637	Lifting Bell Crank
200996C	16637	" " " " " Cap Screw
240125	16246	" " " " " Link
350172C	16246	" " " " " Screw Stud
201524E	16246	" " " " " Nut
240160	16246	" Eccentric with 200382C and 200398C
240126	16246	" " " " " Connection
240171	16246	" " " " Crank with 200029E and 248821
248821	16246	Lifting Eccentric Connection Crank Oil Packing (wick)
200029E	16246	Lifting Eccentric Connection Crank Pinch Screw
200398C	16246	Lifting Eccentric Position Screw
200382C	16246	" " " " " Set Screw
240135	16637	" Presser Foot,for cording and general upholstery
200074F	16637	Lifting Presser Foot Screw
240136	16246	" Rock Shaft with 201524E and 350172C
240174	16246	" " " " " Bushing (2)
240219	16636	Needle Bar with 200125F,200175D and 240499

No.	Plate	Name
238251	16636	Needle Bar Connecting Link
264718	16636	" " " " Oil Guard
200161D	16636	" " " " " " Screw
202333	16636	" " " " Stud with 202254
202254	16636	" " " " Oil Packing (wick)
200374C	16636	Needle Bar Connecting Link Stud Set Screw
200383C	16636	" " " " " " " "
208552	16636	" " " " Stud with 200086C and 202330
202330*	16636	Needle Bar Connecting Stud Oil Packing (wick)
200086C	16636	Needle Bar Connecting Stud Pinch Screw
202692	16636	" " Crank with 200335C, 200374C, 200383C, 200428C and 202333
240178	16636	Needle Bar Crank 202692 with 202399, 202400, 208552, 238251 and 241518
203172	16636	Needle Bar Crank Friction Washer
200428C	16636	" " " " Position Screw
200335C	16636	" " " " Set Screw
240508	16636	" " Rock Frame
248437	16636	" " " " Hinge Stud
200347C	16636	" " " " " " Set Screw
202666	16636	" " " " " " Position Bracket
200098F	16636	" " " " " " " " Screw
223690	16246	" " " " " " Rock Shaft
223691	16246	" " " " " " " " 223690 with 200387C and 210920
223692	16246	Needle Bar Rock Frame Rock Shaft Crank with 200029E
223693	16604	Needle Bar Rock Frame Rock Shaft Crank Connection with 202277
201407C	16604	Needle Bar Rock Frame Rock Shaft Crank Connection Hinge Screw (lower)
206758	16604	Needle Bar Rock Frame Rock Shaft Crank Connection Hinge Screw (lower) Oil Packing (wick)
201517E	16604	Needle Bar Rock Frame Rock Shaft Crank Connection Hinge Screw (lower) Nut
200833C	16604	Needle Bar Rock Frame Rock Shaft Crank Connection Hinge Screw (upper)
201522E	16604	Needle Bar Rock Frame Rock Shaft Crank Connection Hinge Screw (upper) Nut
202277	16604	Needle Bar Rock Frame Rock Shaft Crank Connection Oil Packing (wick)
200029E	16246	Needle Bar Rock Frame Rock Shaft Crank Pinch Screw
202668	16246	Needle Bar Rock Frame Slide Block
210920	16246	" " " " " " " " 202668 with 201141C
201141C	16246	Needle Bar Rock Frame Slide Block Stud
200387C	16246	" " " " " " " " " " Set Screw
240499	16636	Needle Bar Thread Guide

No.	Plate	Name
200175D	16636	Needle Bar Thread Guide Screw
200125F	16636	" " Set Screw
208566	16637	Presser Bar with 200074F
241535	16637	" " Bushing (lower)
207072	16637	" " " " (upper)
200352C	16637	" " " " Set Screw (2)
202554	16637	" " Lifter
200653C	16637	" " " " Hinge Screw
208555	16637	" " Lifting Bracket with 200054E
200975F	16637	" " " " Guide Screw
200054E	16637	" " " " Pinch Screw
202337	16637	" " Position Guide
202338	16637	" " " " Lever with 200086F
200086F	16637	Presser Bar Position Guide Lever Pinch Screw
200352C	16637	Presser Bar Position Guide Set Screw
237836	16638	" " Spring (flat)
210949	16637	" " " " Bracket with 200086C
200086C	16637	" " " " " " Pinch Screw
201410F	16638	" " " " Regulating Screw
200948F	16638	" " " " Support Screw
265032	16633	Safety Clutch Hook Driving Shaft Position Collar with two 201254C
201254C	16633	Safety Clutch Hook Driving Shaft Position Collar Set Screw
265101	16633	Safety Clutch Locking Lever
265050	16633	" " " " " " Connecting Link
350433C	16633	" " " " " " Hinge Screw
265102	16633	" " " " " " Spring
350436C	16633	" " " " " " " " Screw
265103	16633	" " " " Pulley with 202253
202253	16633	" " " " " " Spring Flange
265057	16633	" " " " " " Throw-in Latch
265052	16633	" " " " " " Pin
265051	16633	" " " " " " Spring
265104	16633	Safety Clutch complete, Nos. 265032, 265050 to 265052, 265057, 265101 to 265103, 350433C and 350436C
241518	16636	Take-up Lever
202399	16636	" " " " Driving Stud with 202277
202277	16636	" " " " " " Oil Packing (wick)
202400	16636	" " " " " " Hinge Stud with 202423
202423	16636	" " " " " " Oil Packing (wick)
200363C	16636	" " " " " " Set Screw
240023	16620	Tension Bracket with 201224B and 236060
200159F	16620	" " " " " " Screw
240446	16620	Tension Bracket complete, Nos. 200978H, 201199F, 204271, 223438, 223703, 223704, 223706, 237174, 240023, two each 200309E, 201572H and 244048
244048	16620	Tension Disc
236060	16620	" " " " Position Pin
223703	16620	" " " " Release Lever

No.	Plate	Name
235576	16637	Tension Release Lever Rod
200309E	16620	" " " Screw
223704	16620	" " Plunger
240141	16637	" " Slide
240142	16637	" " " Spring
204271	16620	" " Washer
223438	16620	" Spring
201224B	16620	" Stud
201572H	16620	" Thumb Nut
223706	16620	Thread Controller Disc
200978H	16620	" " " Screw
237174	16620	" " Spring
241360	16620	" " " Stop
200132E	16620	" " " Screw
201199F	16620	" " Stud with 204925
200061C	16620	" " Set Screw
201572H	16620	" " " Thumb Nut
204925	16620	" " " Washer
202412	16624	" Guide
224040	16620	" "
210955	16620	" " (upper)
200582H	16620	" " Screw (3)
241755	16638	" Lubricator Oil Pad (felt)
237845	16638	" " " Holder
240439	16638	" " " Retainer
241758	16638	" " " Reservoir
241759	16638	" " " Wick
350432XC	16638	" " Screw
201650H	16638	" " " Nut
214838	16638	" " " Washer
237846	16638	Thread Lubricator complete, Nos. 214838, 237845, 240439, 241755, 241758 and 241759
240034	16620	Thread Retainer
200355H	16620	" " Set Screw
240144	16638	Throat Plate
691F	16638	" " Screw (2)
240183	16637	Vibrating Presser Bar
240184	16637	" " " Connecting Link
240185	16637	" " " Extension with 204264 and 240186
240186	16637	Vibrating Presser Bar Extension Collar
204264	16637	" " " " " Pin
202277	16637	" " " Oil Packing (wick)
240188	16637	" " " Spring
350299C	16637	" " " Thumb Screw (pressure regulating)
240158	16637	Vibrating Presser Foot, 40 needle hole, with 201015F
201015F	16637	Vibrating Presser Foot Pinch Screw

## ACCESSORIES

No.	Plate	Name
200157B	16638	Attachment Screw
200861D	16638	Bed Slide (back) Locking Thumb Screw
203470	15305	Bobbin (5)
225497	17620	Bobbin Case Screw Driver
135 x 17	----	Needles, three each, sizes 20 and 22
231337	16638	Cloth Guide
200861D	16638	" " Thumb Screw
224121	16644	Drip Pan, 20 in. long, with four 3/4 in. wire nails
12361	16638	Machine Hinge Connection (2)
41400	17620	" Rest Pin (wood)
120342	17620	Oiler (copper plated) with 120343
120343	17620	" Spout, 3-1/2 in. long
225498	17620	Screw Driver (7-1/4 in. long)
225554	17620	Wrench (steel)

## BOBBIN WINDER

(SWINGING AUTOMATIC, RIGHT HAND)

259428	16615	Brake (leather)
259429	16615	" Clamp
200113F	16615	" " Screw
225453	16615	Frame with 202277 and 259660
225454	16615	" Hinge Pin
202277	16615	" Oil Packing (wick)
259660	16615	" " Well Washer
225455	16615	" Spring
225456	16615	" " Plunger
225368	16615	Pulley with 200380C
200380C	16615	" Set Screw
225381	16615	Spindle
225444	16615	Stop Latch
200056E	16615	" " Screw
225458	16615	" " Thumb Lever
225459	16615	" " " " Hinge Stud
225459	16615	" " " " Joint Stud
202478	16615	" " Trip Lever
200299H	16615	" " " " Hinge Screw
225461	16615	Tension Bracket with 201499B



## ACCESSORIES

No.	Plate	Name
200082D	16615	Tension Bracket Screw
228026	16615	" " " Washer
2102	16615	" Disc
13710	16615	" Spring
201499B	16615	" Stud
201572H	16615	" " Thumb Nut
225462	16615	Bobbin Winder Tension Bracket complete, Nos.13710,201572H,225461 and two 2102
259430	16615	Bobbin Winder and Tension Bracket Base
259431	16615	Universal Bobbin Winder complete,Nos. 200056E,200082D,200113F,200299H,202478, 225368,225381,225444,225453 to 225456, 225458,225462,228026,259428 to 259430, two each 225459 and wood screws 3/4 in., No.12,R.H.B.

## KNEE LIFTER

228359	16643	Rock Lever with two 350231C
228360	16643	" " Bracket with 200347C and three wood screws 7/8 in.,No.12
228361	16643	Rock Lever Bracket 228360 with 228359, 228363,228367 and 228386
228362	16643	Rock Lever Extension with 200529C
350231C	16643	" " " Set Screw
228363	16643	" " Hinge Pin
228364	16643	" " Knee Plate with 350231C
228388	16643	" " " Arm
350231C	16643	" " " " Set Screw
350231C	16643	" " " " Set Screw
228365	16643	" " Rod
200529C	16643	" " " Set Screw
228386	16643	" " Spring
228367	16643	" " Stop Stud
200347C	16643	" " " " Set Screw
228368	16643	Knee Lifter complete,Nos.228361,228362, 228364,228365 and 228388

(Other Knee Lifter Parts are listed with parts  
of machine head.)

## FEED DOGS

No.	Plate	Name
240118	16631	Feed Dog,46 needle hole,for needle sizes 16 and 18,for 240143
240147	16631	Feed Dog,38 needle hole,for needle sizes 23 and 24,for 240144
240112	16631	Feed Dog,40 needle hole,for needle sizes 20 and 22,for 240144
240113	16631	Feed Dog,46 needle hole,for needle sizes 16 and 18,for 240144
240114	16631	Feed Dog,50 needle hole,for needle sizes 14 and 15,for 240144
240115	16631	Feed Dog,50 needle hole,for needle sizes 14 and 15,for 240145
240116	16631	Feed Dog,46 needle hole,for needle sizes 16 and 18,for 240145
240117	16631	Feed Dog,40 needle hole,for needle sizes 20 and 22,for 240145
240119	16631	Feed Dog,40 needle hole,for needle sizes 20 and 22,for 240146
240120	16631	Feed Dog,38 needle hole,for needle sizes 23 and 24,for 240146

## PRESSER FEET

240128	16632	Lifting Presser Foot,for closing gloves, for 240150 to 240152
240130	16632	Lifting Presser Foot,for cording and general upholstery,for 240154
240132	16632	Lifting Presser Foot,for 240156
240133	16632	" " " " 240153
240134	16632	" " " " 240157
240135	16632	" " " " cording and gener- al upholstery,for 240158
240150	16632	Vibrating Presser Foot,38 needle hole, with 201015F,for closing gloves,for 240128
240151	16632	Vibrating Presser Foot,50 needle hole, with 201015F,for 240128
240152	16632	Vibrating Presser Foot,46 needle hole, with 201015F,for 240128
240153	16632	Vibrating Presser Foot,40 needle hole, with 201015F,for 240133

## PRESSER FEET

No.	Plate	Name
240154	16632	Vibrating Presser Foot, 40 needle hole, with 201015F, for 240130
240156	16632	Vibrating Presser Foot, 46 needle hole, with 201015F, for 240132
240157	16632	Vibrating Presser Foot, 40 needle hole, with 201015F, for 240134
240158	16632	Vibrating Presser Foot, 40 needle hole, with 201015F, for 240135

## THROAT PLATES

240143	16631	Throat Plate, for 240113
240144	16631	" " " 240112 to 240114 and 240147
240145	16631	Throat Plate, for 240115 to 240117
240146	16631	" " " 240119 and 240120

## FOOT LIFTER

PARTS REQUIRED FOR CHANGING FROM  
KNEE LIFTER TO FOOT LIFTER

223733	16638	Lifting Lever Extension
200082D	16638	" " " Screw (2)
227561	16638	" " " Spring

## FOOT LIFTER

227952	17620	Lever (left or right) with 227954
227678	17620	" Chain, 48 in. long, with 202784
227954	17620	" " " Hook (lower)
202784	17620	" " " (upper)
225016	17620	" Hinge Pin
227953	17620	" Stand with two wood screws 1 in., No. 12
227955	17620	Foot Lifter Lever (left or right) complete, Nos. 225016, 227678, 227952 and 227953

## THREAD UNWINDER

No.	Plate	Name
225257	17900	Spool Rest (for two spools)(flat) with 201018C
150203	17900	Spool Rest Cushion (felt)
225388	17900	" " " Rod
200383C	17900	" " " Set Screw
201018C	17900	" " " Set Screw
259658	17900	" Stand with 200383C
225391	17900	Thread Guide
201696H	17900	" " " Lock Nut
225326	17900	" " " Position Cup
225324	17900	" " " Rod with 208AL and 225322
208AL	17900	" " " Screw
225322	17900	" " " Washer
225258	17900	Thread Unwinder (for two spools) com- plete, Nos. 201696H, 225257, 225324, 225326, 225388, 259658, two each 150203, 225391 and three wood screws 7/8 in., No. 12

## MISCELLANEOUS PARTS


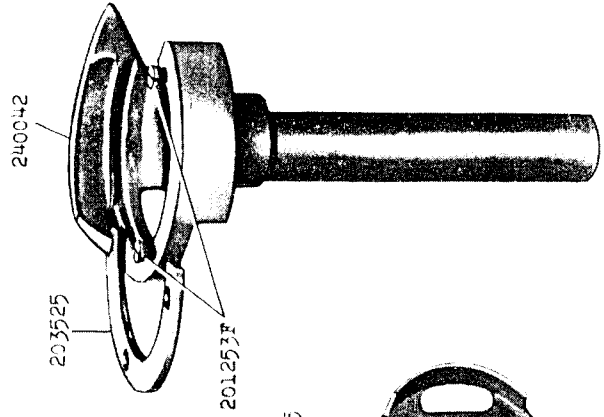
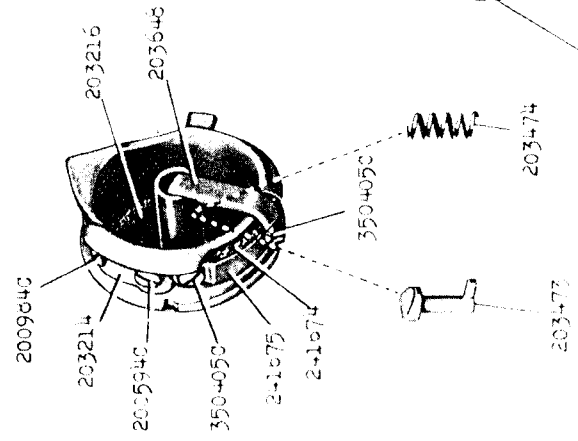
60913	17900	Spool Weight with 60914
60914	17900	" " " Center Pin
225377	17900	" Wire, for small spools
27739	17900	Thread Cone (wood)
225390	17900	" " " Holder

240317A17-03

3120

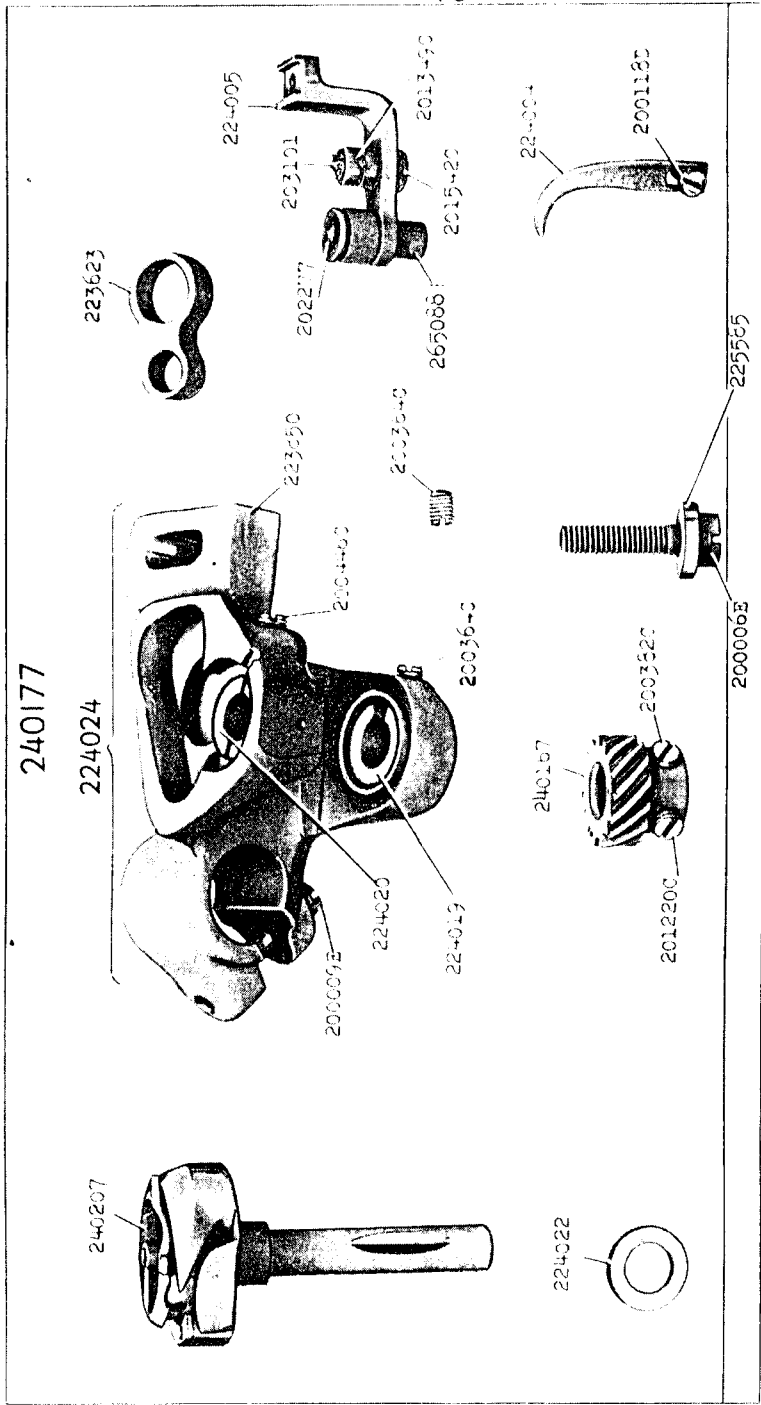
240207

233765

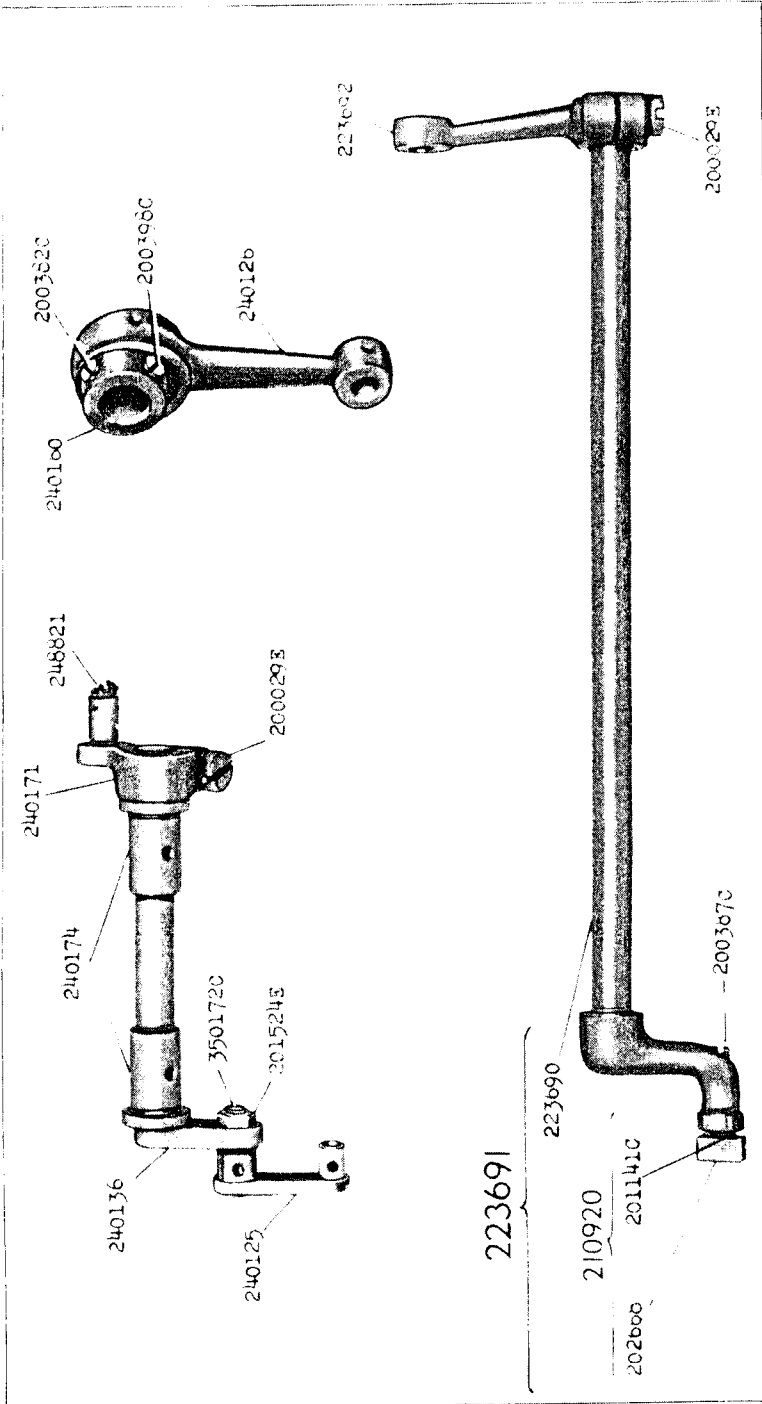


15305

15306 - 2/3

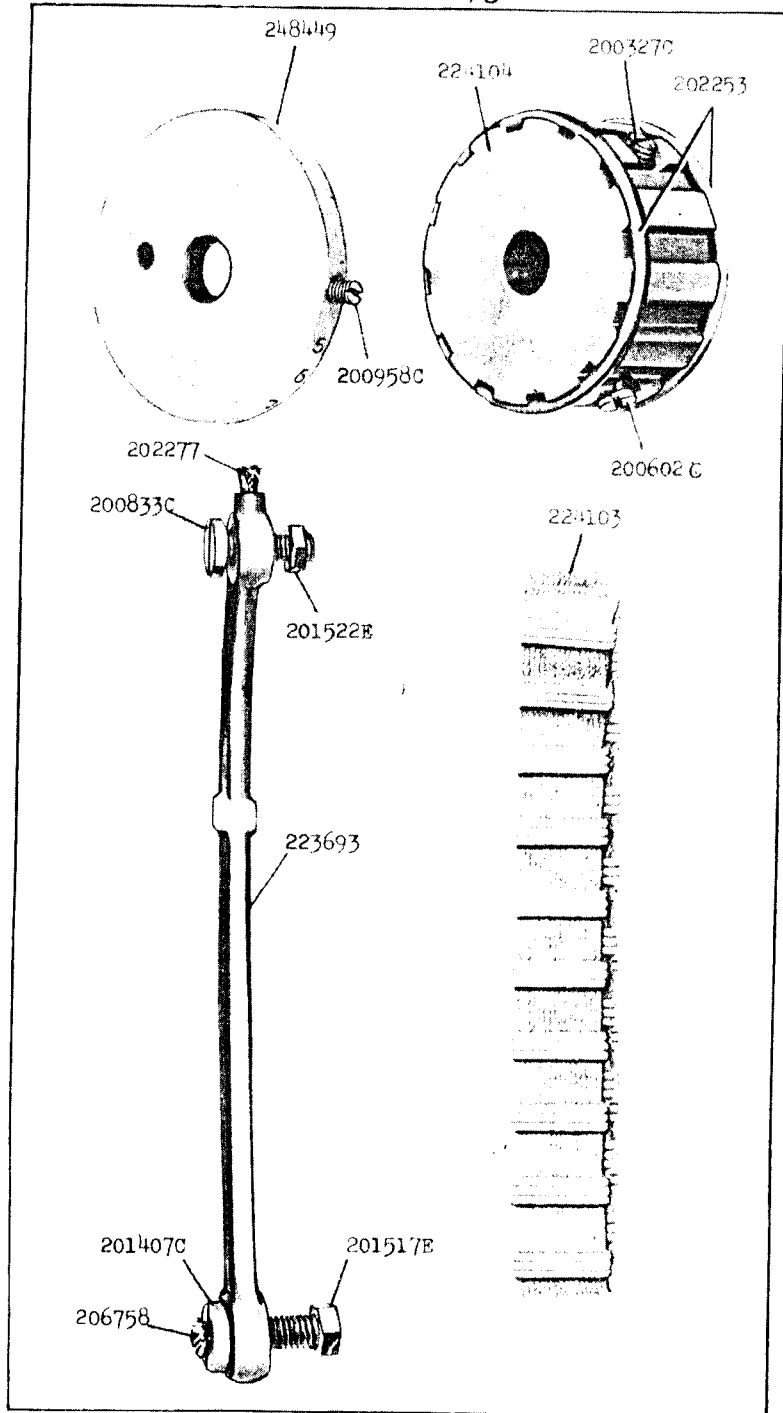


16246 - 1/2

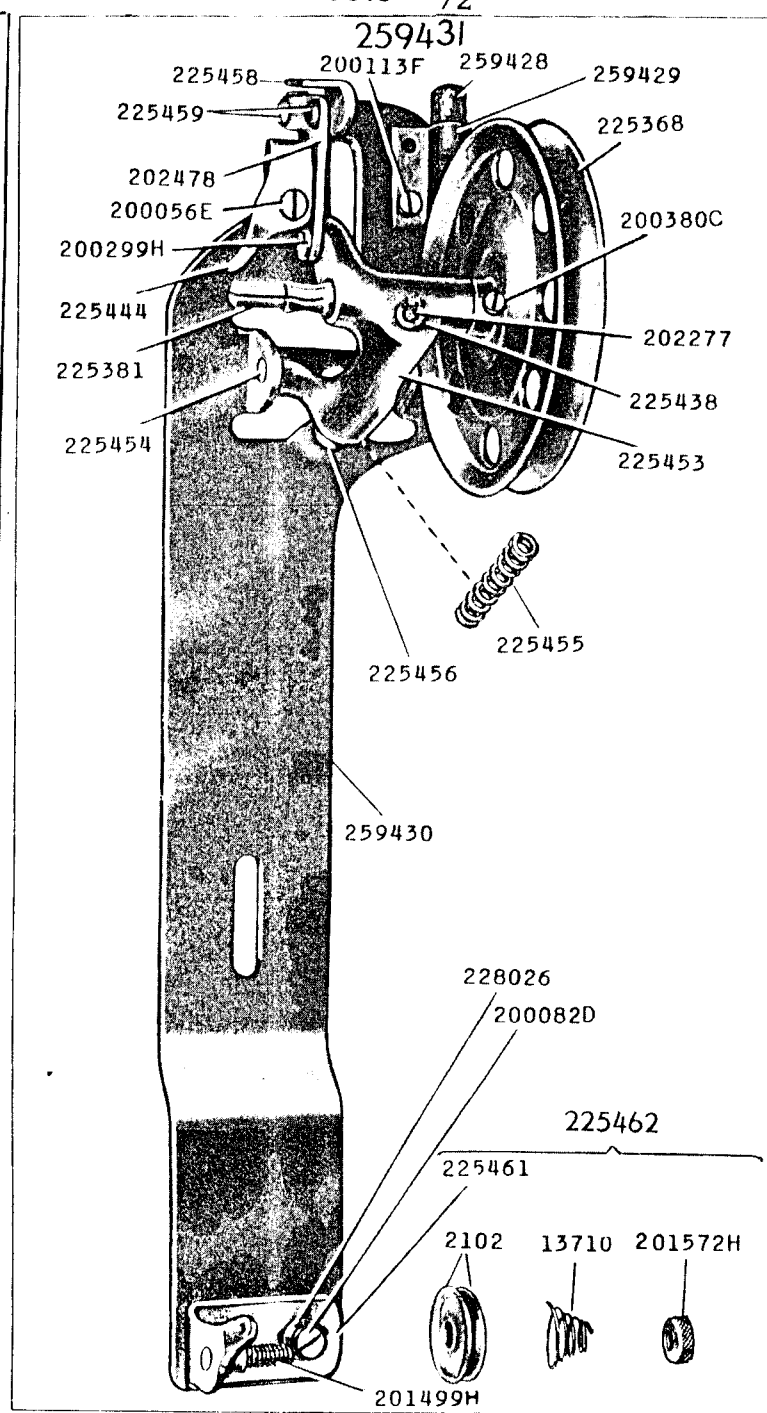


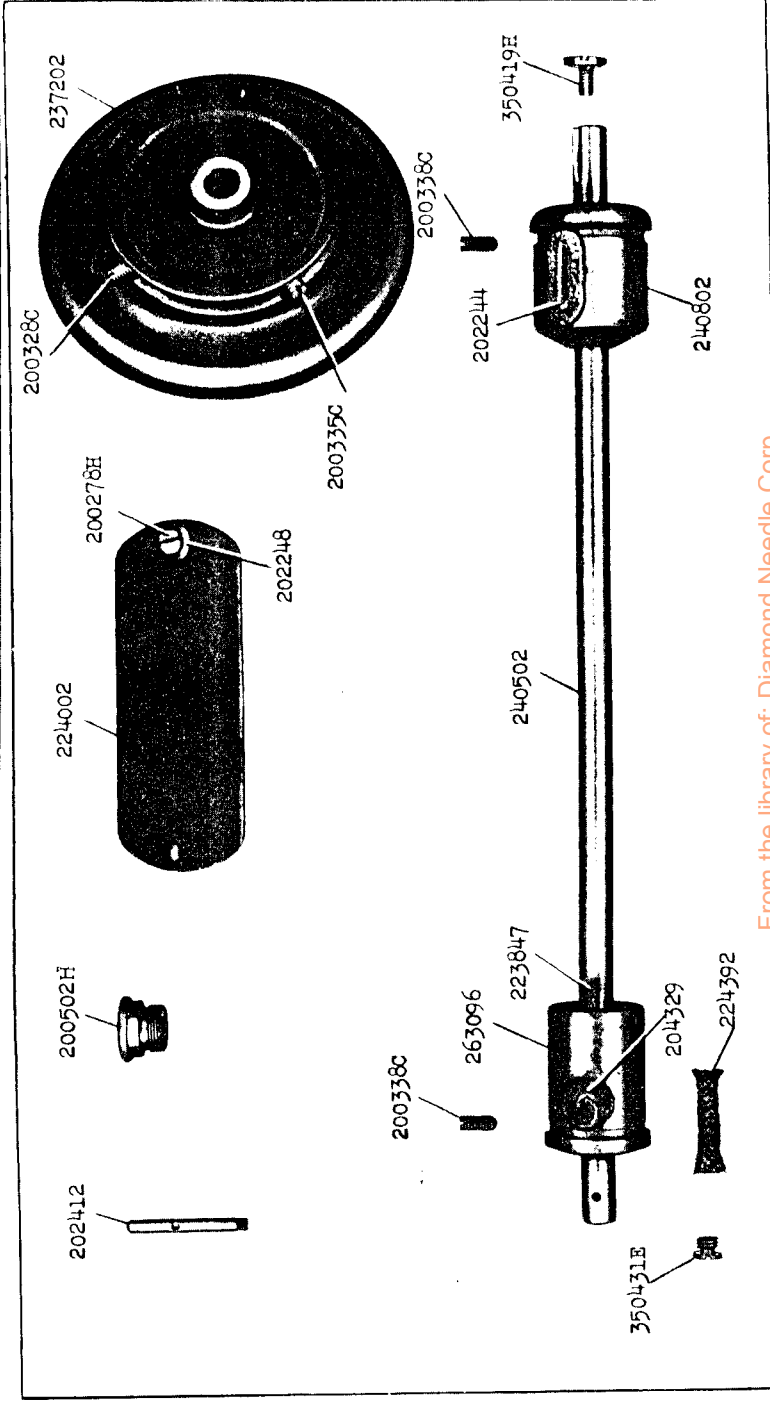
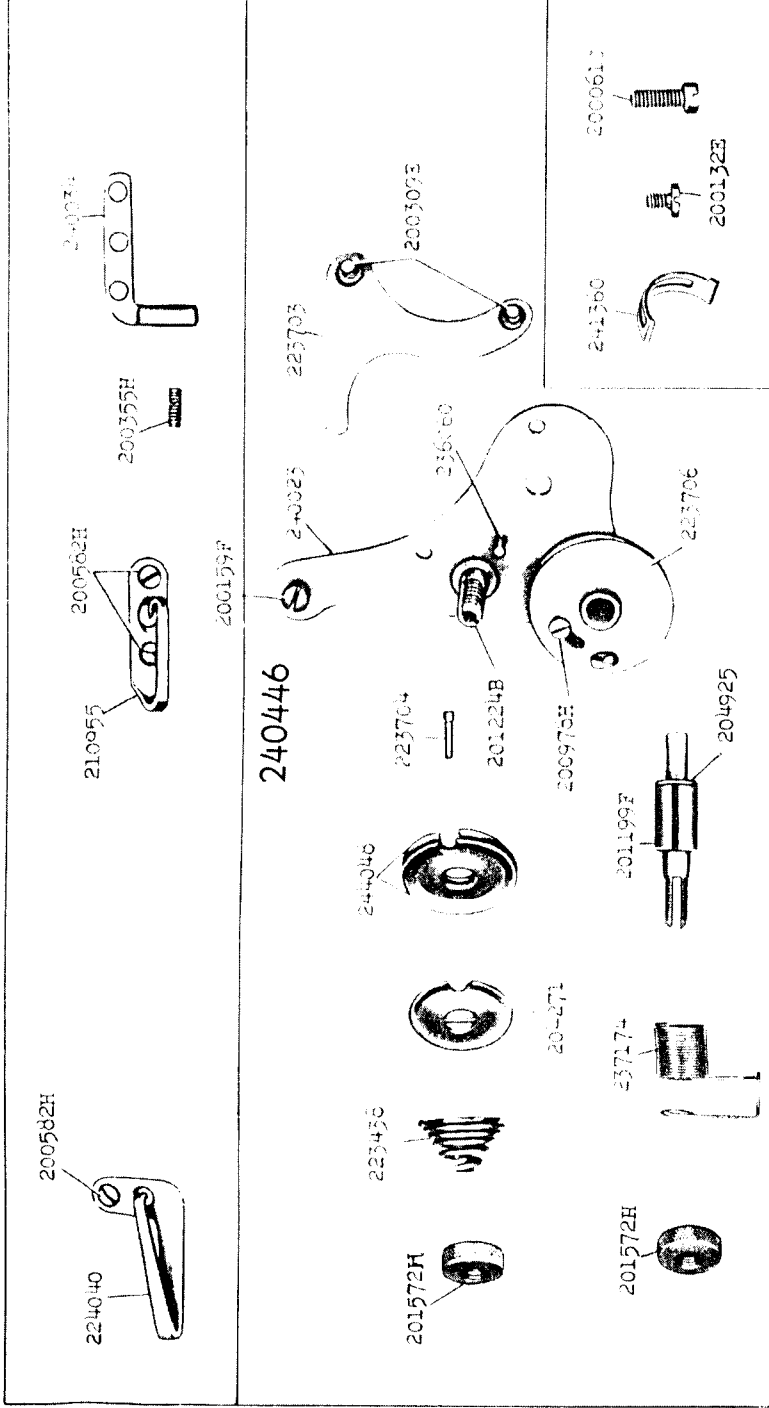
From the library of: Diamond Needle Corp

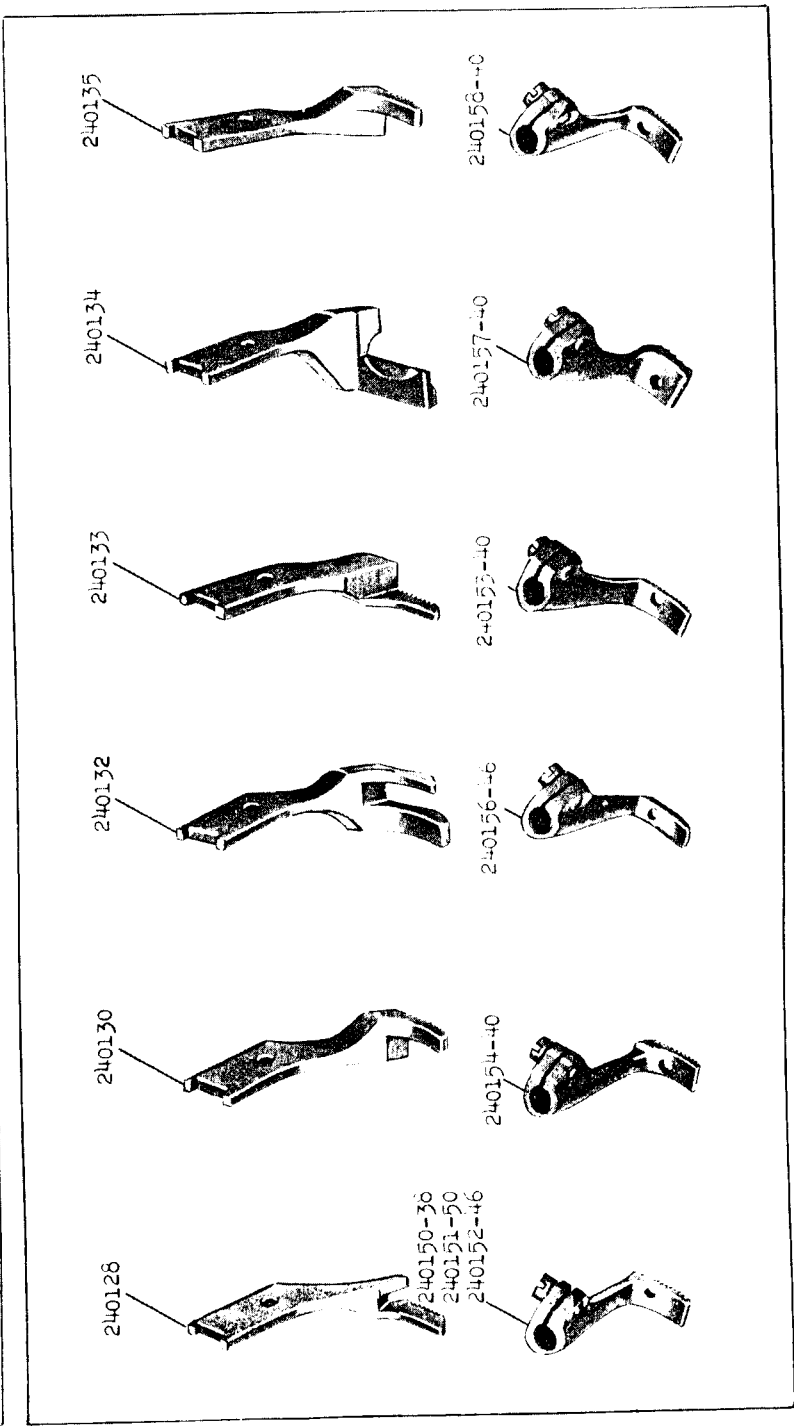
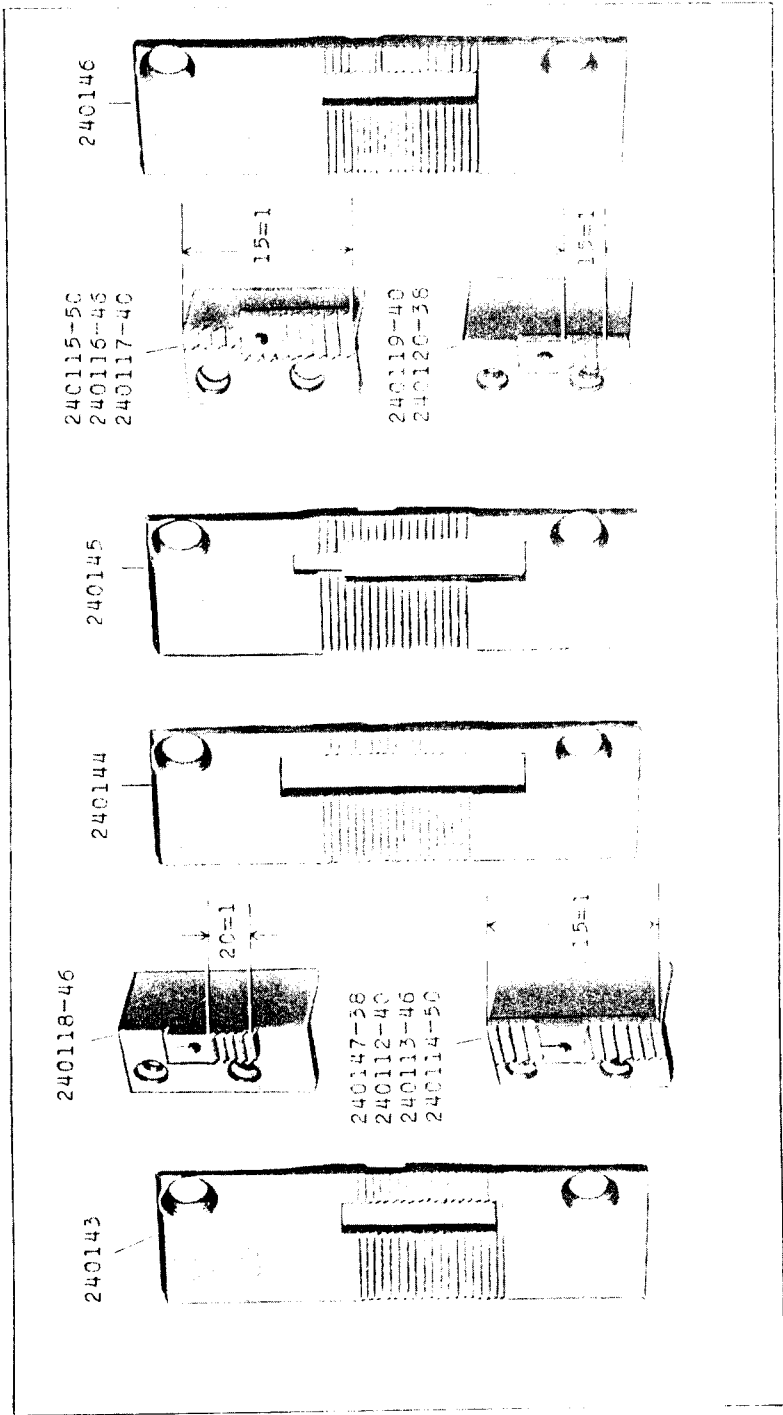
16604 - 3/8



16615 - 1/2

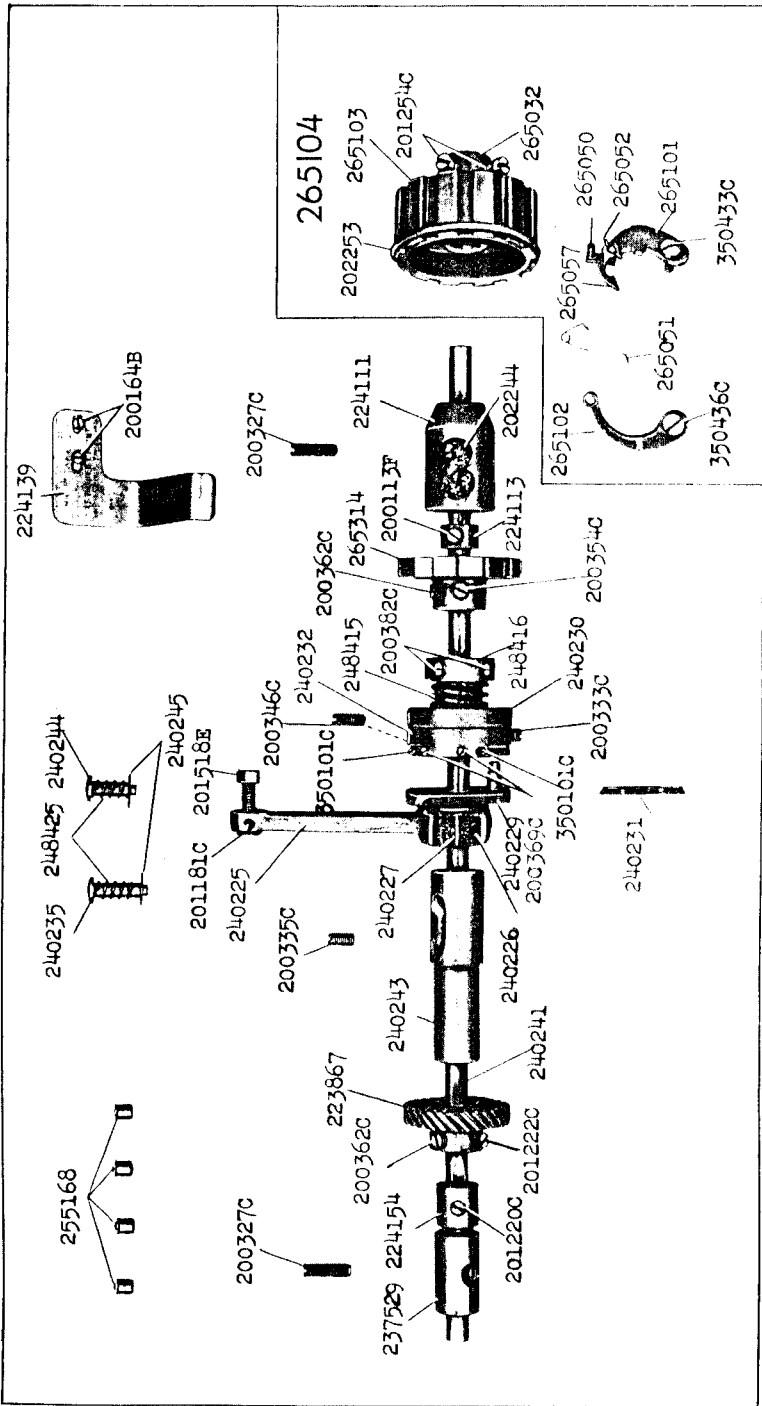




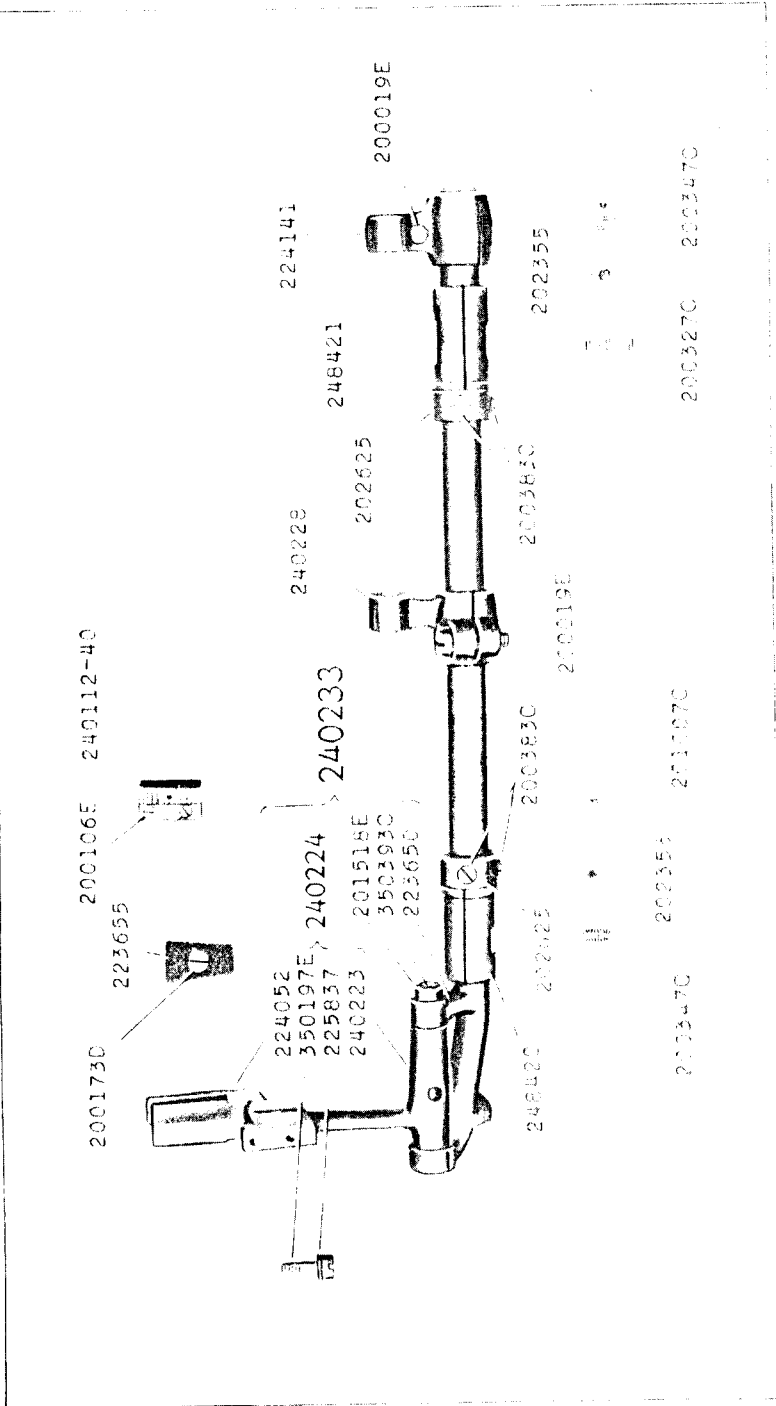




16633 - 1/3



16635 - 3/8

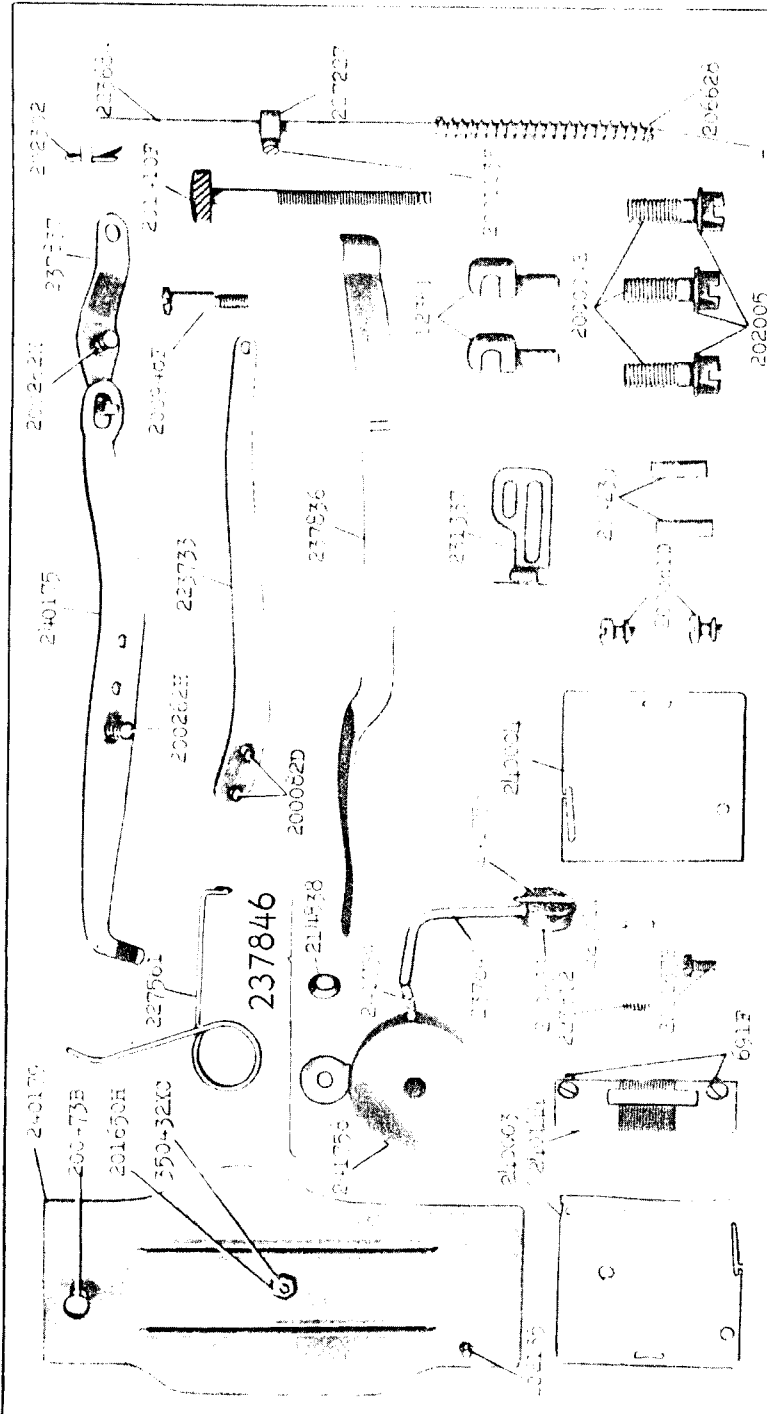


From the library of: Diamond Needle Corp

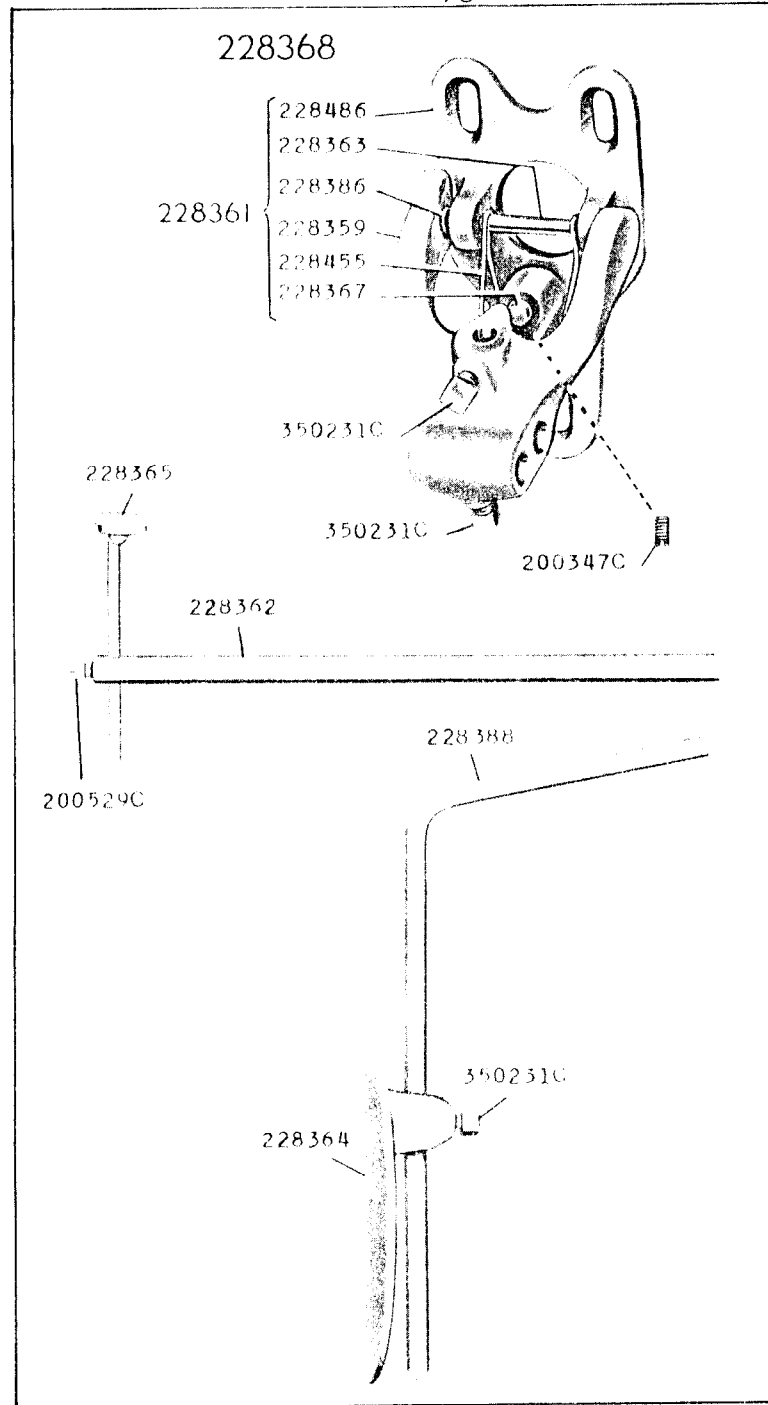




16638 - 3/8




16643 - 3/8



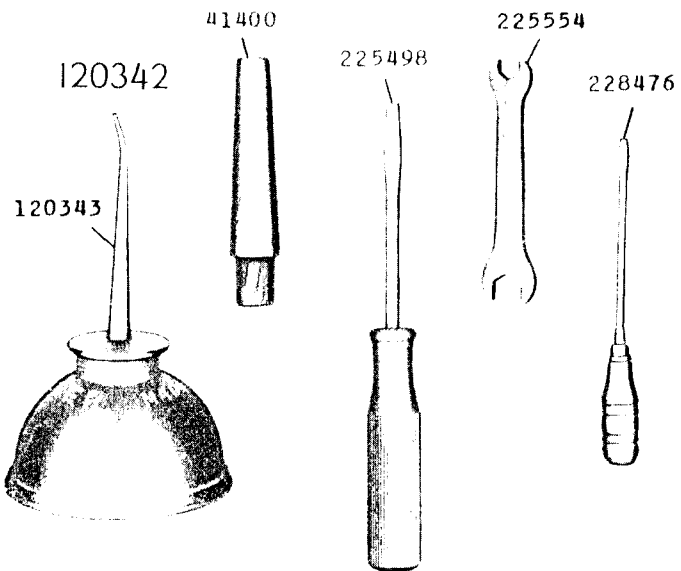
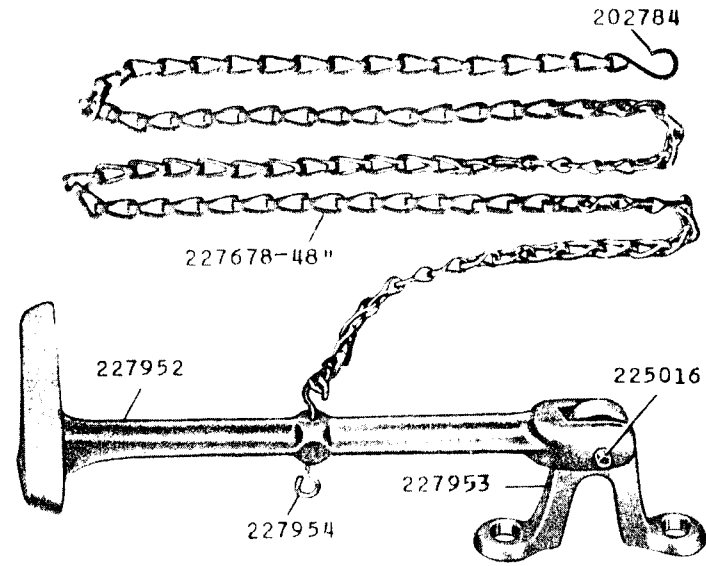
From the library of: Diamond Needle Corp

16644 - 1/3



17620 - 1/3

227955



17900 - 1/6

225258

